

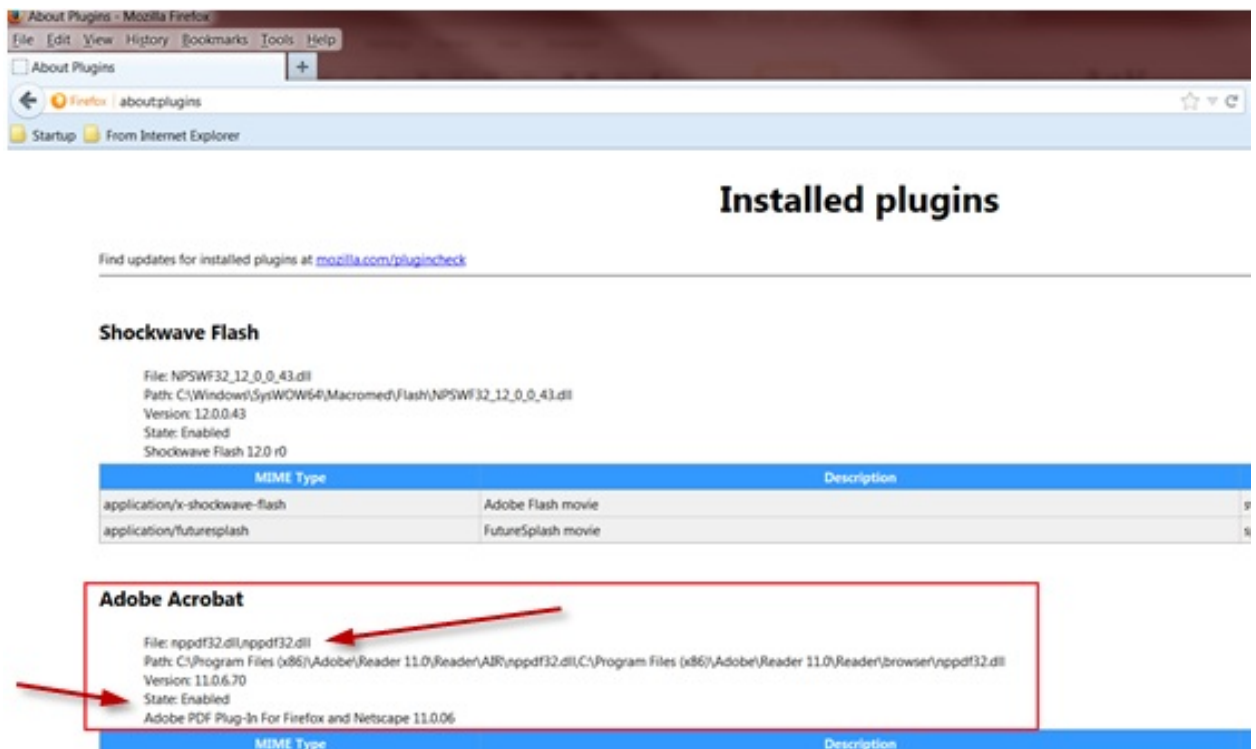
# Viewing PDFs in Mozilla Firefox

Icon

Please note that this information is subject to change without notice and does not imply a statement of support for any particular browser, reader, or version. Your browser's help or documentation may be more current, and will always supersede this information. As browsers frequently change, you may wish to test configuration options on the latest versions commonly used by your institution and students.

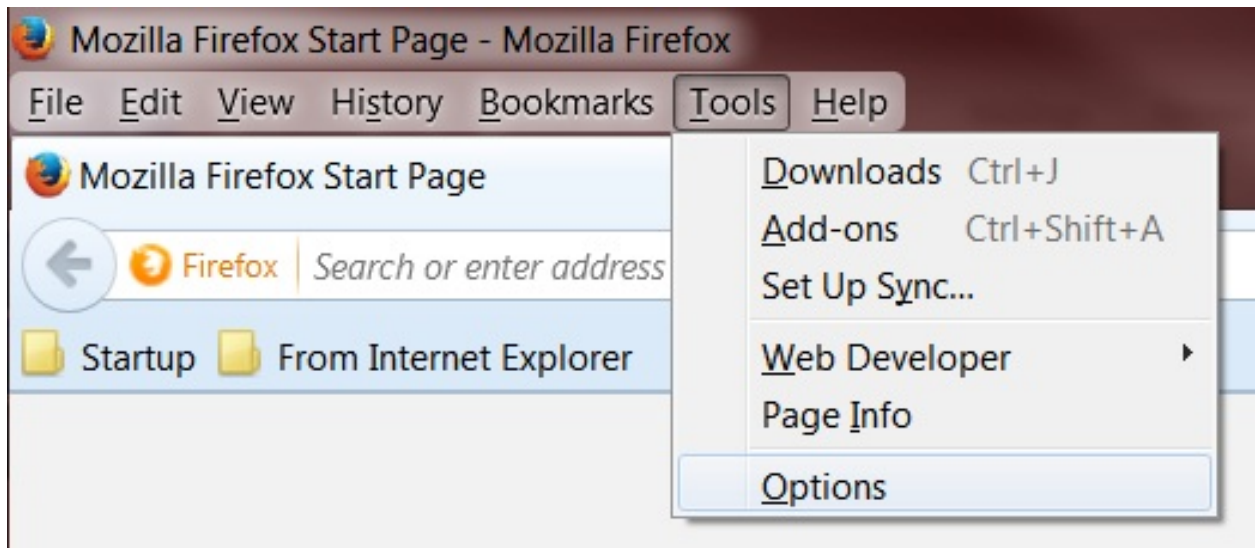
First, ensure the Adobe PDF browser add-on, *nppdf32.dll*, is enabled.

1. In the Firefox URL address bar, enter <about:plugins>.
2. Scroll to the Adobe Acrobat section and ensure the **State:** is *Enabled*.
3. If you cannot find this entry, you will need to install the latest version of Adobe Acrobat Reader.

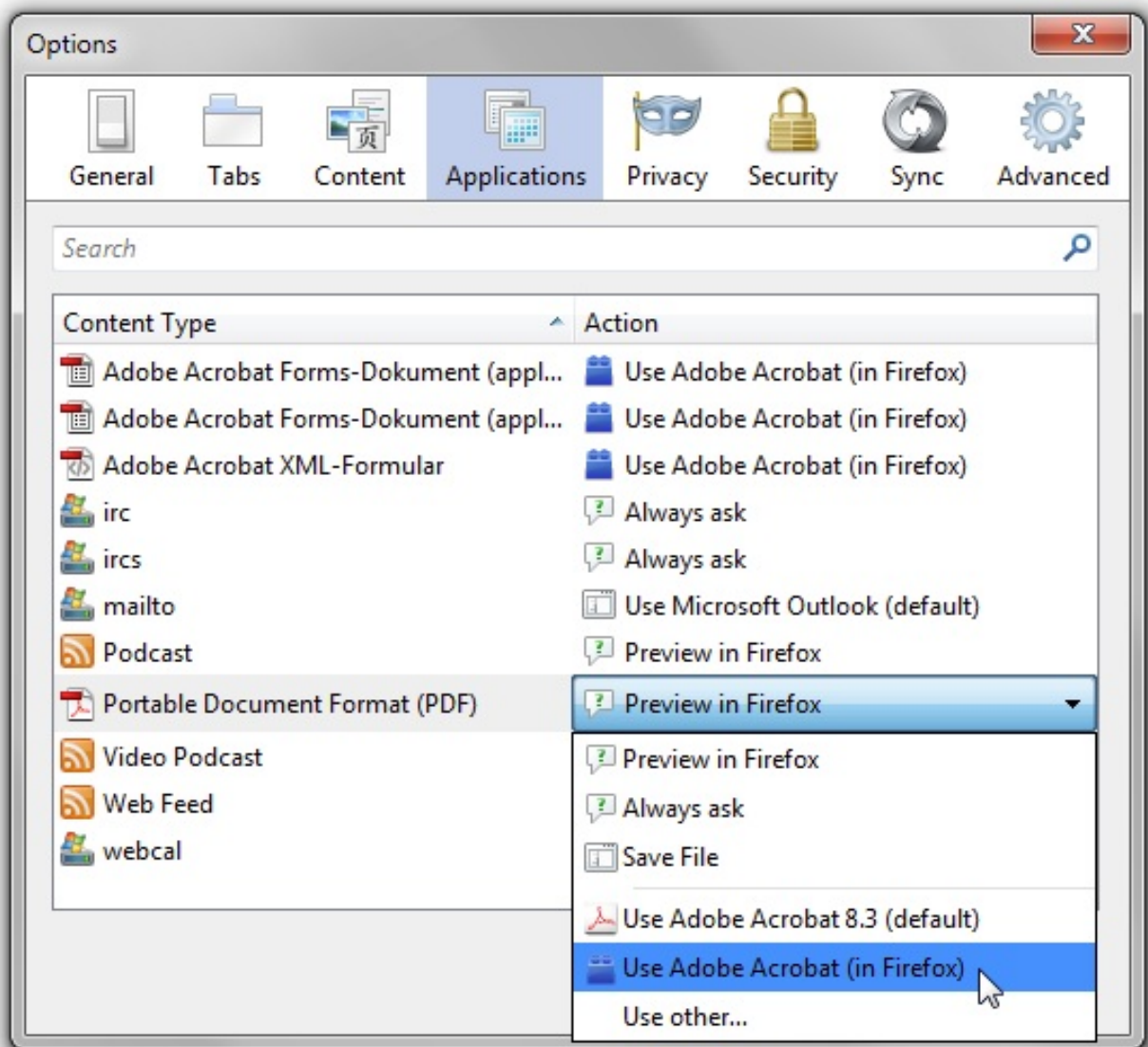


4. Next, at the top of the Firefox window, click the Firefox button and select **Options**.

Alternatively, if your Menu bar is visible, click **Tools** and select **Options**.



5. Select the **Applications** Panel and find **Portable Document Format (PDF)** in the Content Type list.
6. Click the drop-down arrow in the Action column for this option and select **Use Adobe Acrobat (in Firefox)**.



7. At this point, some users may find that the 1098-T statement still displays with no data.

2009 Form 1098-T - showpdf - Mozilla Firefox

File Edit View History Bookmarks Tools Help

TouchNet Information Systems,... (US)

This PDF document might not be displayed correctly. Open With Different Viewer

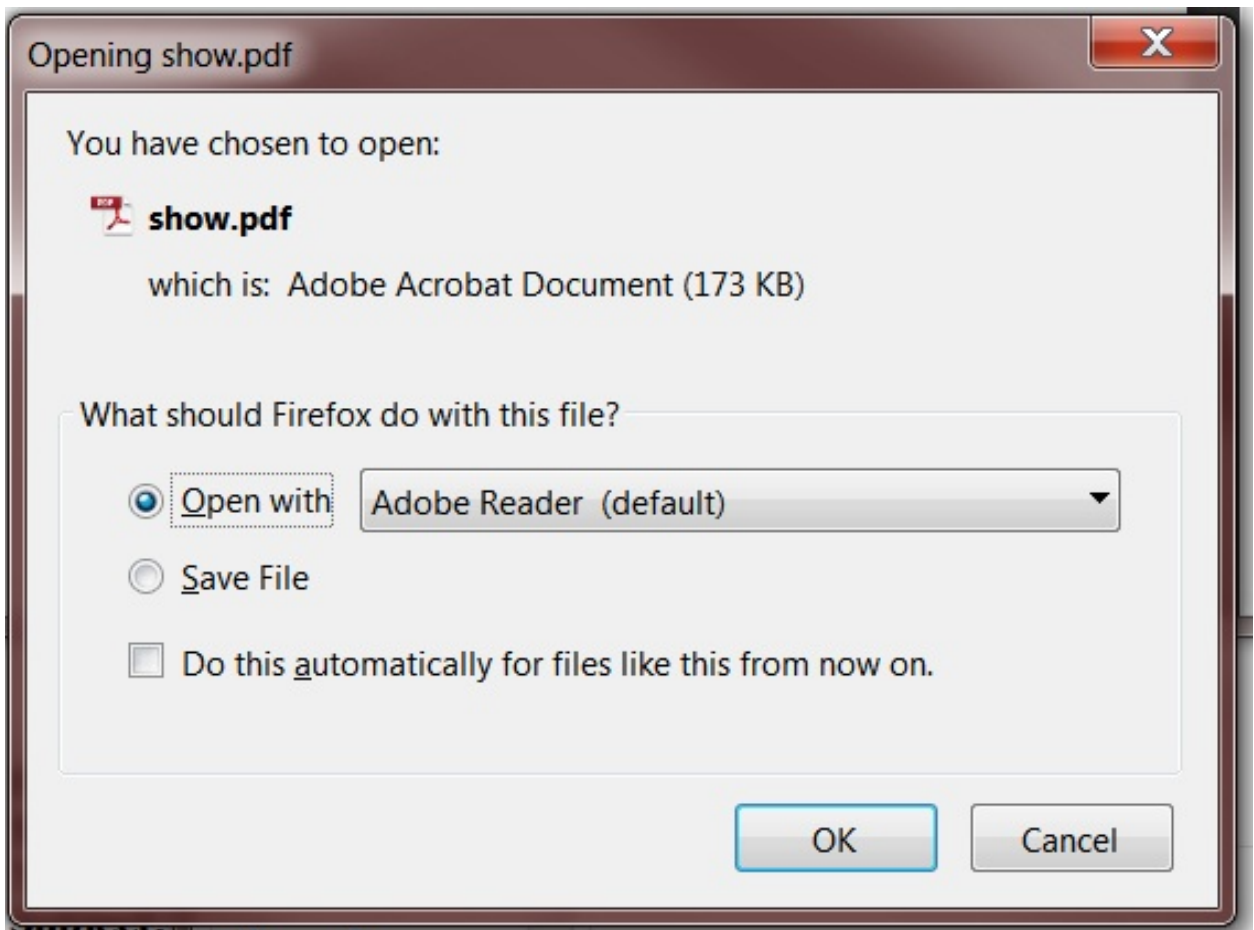
Page: 1 of 2 Automatic Zoom

CORRECTED

FILER'S name, street address, city or town, province or state, country, ZIP or foreign postal code, and telephone number		1 Payments received for qualified tuition and related expenses \$	OMB No. 1545-1574 <b>2013</b> Form 1098-T	<b>Tuition Statement</b>
FILER'S federal identification no.	STUDENT'S social security number	2 Amounts billed for qualified tuition and related expenses \$	3 If this box is checked, your educational institution has changed its reporting method for 2013 <input type="checkbox"/>	
STUDENT'S name		4 Adjustments made for a prior year \$	5 Scholarships or grants \$	<b>Copy B For Student</b>  This is important tax information and is being furnished to the Internal Revenue Service.
Street address (including apt. no.)		6 Adjustments to scholarships or grants for a prior year \$	7 Checked if the amount in box 1 or 2 includes amounts for an academic period beginning January - March 2014 <input type="checkbox"/>	
City or town, province or state, country, and ZIP or foreign postal code		8 Checked if at least half-time student <input type="checkbox"/>	9 Checked if a graduate student . . . . <input type="checkbox"/>	
Service Provider/Acct. No. (see instr.)			10 Ins. contract reimb./refund \$	

Form **1098-T** (keep for your records) www.irs.gov/form1098t Department of the Treasury - Internal Revenue Service

8. If this occurs, click the **Open With Different Viewer** button and select Adobe Reader (default).



9. When Adobe Reader opens, click **Enable All Features** as shown on the page for [Adobe resources](#).