

Spring 2009 Graduating Student Survey

Office of Institutional Research & Effectiveness, June, 2009

The following information was obtained from the Spring 2009 surveys sent to graduating students. A total of 94 students graduated during the fall semester. Of the total, 24 obtained a masters degree and 70 obtained a bachelors. Total graduates who returned their surveys were 70 for a 74.47% response rate. Of those that returned the surveys, 16 obtained a masters degree (22.85% of total masters) and 54 obtained a bachelors (77.14% of total bachelors).

Chart 1 shows the age breakdown of graduating students that returned surveys.

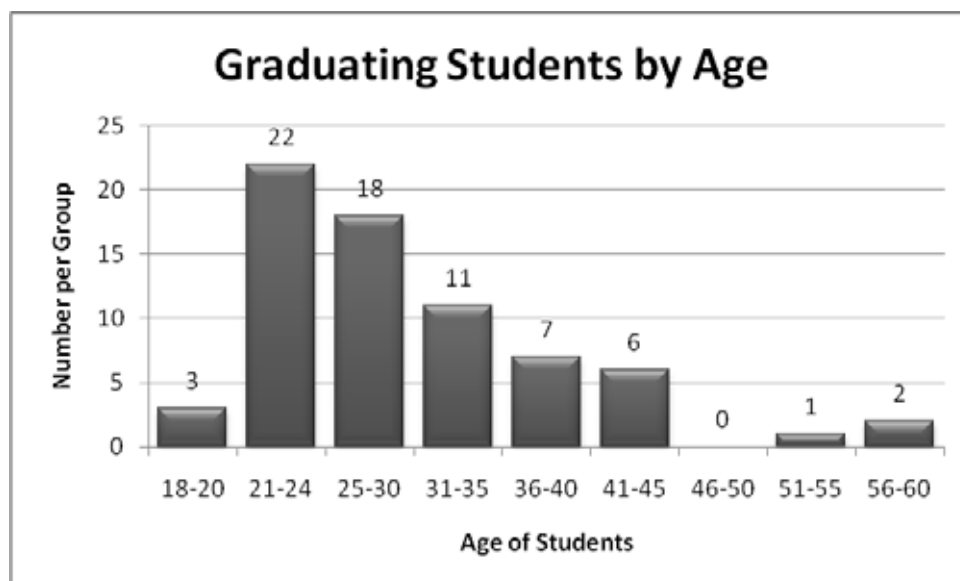


Chart 2 provides the return rate based on gender.

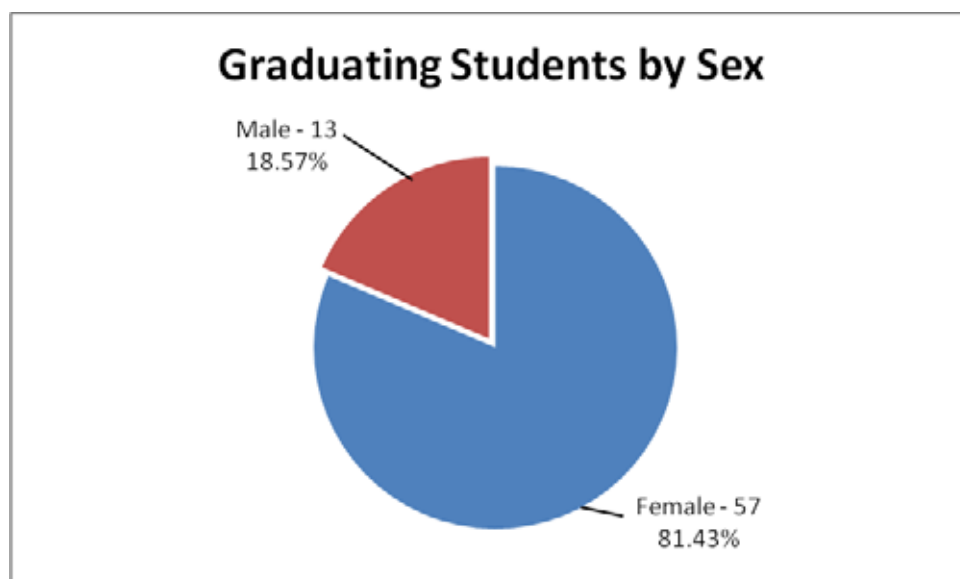
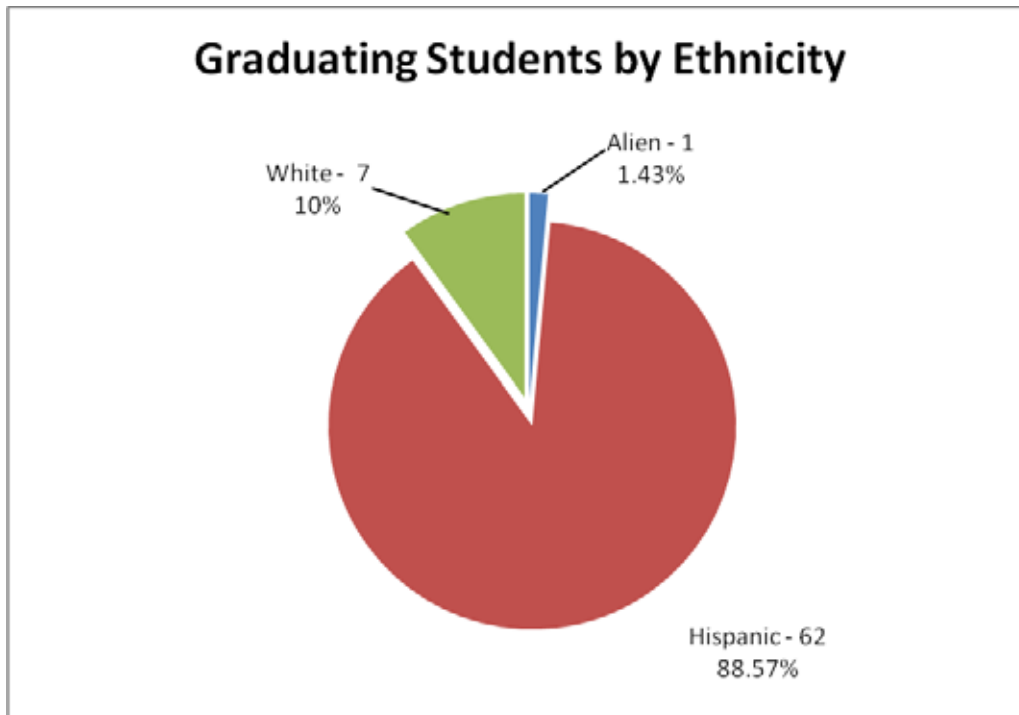


Chart 3 provides the return rate based on ethnicity.



** Not all percentages in the questions will equal 100% due to rounding of figures.*

I. Data reflecting background and status of students.

1. My Father's highest level of high school education is
 A. No high School B. Some high school C. High school diploma/GED D. Unknown

Response: No High School **24%** Some high school **10%**
 High school diploma/GED **53%** Unknown **10%** Did not answer **3%**

2. My Father's highest level of college or university education is
 A. No college B. Some college C. Bachelors/Four year degree
 D. Graduate/Professional degree E. Unknown

Response: No college **53%** Some college **17%** Bachelors/four year degree **11%**
 Graduate/Professional diploma **11%** Unknown **6%** Did not answer **1%**

3. My Mother's highest level of high school education is
 A. No high School B. Some high school C. High school diploma/GED D. Unknown

Response: No High School **21%** Some high school **19%**
 High school diploma/GED **56%** Unknown **3%** Did not answer **1%**

4. My Mother's highest level of college or university education is
 A. No college B. Some college C. Bachelors/Four year degree
 D. Graduate/Professional degree E. Unknown

Response: No college 57% Some college 24% Bachelors/four year degree 10%
 Graduate/Professional diploma 4% Unknown 4%

5. If you could start college over, would you choose to attend SRSU?
 A. Definitely yes B. Probably yes C. Uncertain
 D. Probably no E. Definitely no

Response: Definitely yes 67% Probably yes 31 % Uncertain 3%
 Probably no 0% Definitely no 0%

6. If you could start college over, would you choose to graduate with the same major?
 A. Definitely yes B. Probably yes C. Uncertain
 D. Probably no E. Definitely no

Response: Definitely yes 63% Probably yes 24% Uncertain 9%
 Probably no 0% Definitely no 0%

7. How would you compare the quality of education provided at SRSU with that of other colleges?
 A. Better B. About the same C. Worse D. Unable to judge

Response: Better 27% About the same 31% Worse 0%
 Unable to judge 27% Did not answer 14%

8. What are your current employment plans?
 A. I plan to continue working in the same job I had prior to completing this program.
 B. I plan to work in a job I recently obtained.
 C. I am currently looking for a job.
 D. I do not plan to work outside the home
 E. I have not yet formulated my employment plans.

Response: I plan to continue working in the same job I had prior to completing this program. 34%
 I plan to work in a job I recently obtained. 7%
 I am currently looking for a job. 50%
 I do not plan to work outside the home. 0%
 I have not yet formulated my employment plans. 9%

9. If you currently have or will be starting a new job, to what extent is it related to your major, or area of study at SRSU?

A. Directly related B. Somewhat related C. Not elated at all

Response: Directly related **57%** Somewhat related **23%**
Not related at all **6%** Did not answer **10%**

10. What plans do you have at this time for further formal education?

A. I do not plan any further education.
B. I plan to pursue a masters degree.
C. I plan to pursue a degree beyond a masters degree.
D. I plan to pursue additional education certification(s).

Response: I do not plan any further education. **7%**
I plan to pursue a masters degree. **66%**
I plan to pursue a degree beyond a masters degree. **11%**
I plan to pursue additional education certification(s). **14%**
B, C & D. **1%**

11. How soon do you plan to pursue this additional education?

A. Not relevant – no further formal education planned.
B. Next Semester. C. Within the next year. D. Not yet determined.

Response: Not relevant – no further formal education planned. **6%**
Next Semester. **31%** Within the next year. **34%**
Not yet determined. **27%** Did not answer **1%**

12. Where are you likely to enroll in pursuit of this additional education?

A. Sul Ross B. Other university in Texas C. Other university outside Texas

Response: Sul Ross **73%** Other university in Texas **23%**
Other university outside Texas **0%** Did not answer **4%**

13. Has any other member of your family graduated from SRSU?

A. Yes B. No

Response: Yes **30%** No **70%** Did not answer **0%**

14. How long have you been a student at SRSU?

- A. One year or less B. Two years C. Three years
D. Four Years E. Five or more years

Response: One year or less **0%** Two years **39%** Three years **31%**
Four years **11%** Five or more years **19%** Did not answer **0%**

15. For the program you are now completing, were any of the courses completed at another college or university? (major credits)

- A. Yes B. No

Response: Yes **40%** No **59%** Did not answer **1%**

16. On average, how many hours per week did you study for each course you took?

- A. 3 or less B. 4 to 5 C. 6 to 7 D. 8 to 9 E. 10 or more

Response: 3 or less **14%** 4 to 5 **33%** 6 to 7 **24%**
8 to 9 **14%** 10 or more **13%** Did not answer **1%**

17. Please indicate how often you used the computer lab.

- A. Daily B. Several times a week C. Once a week
D. Once a month E. Never

Response: Daily **17%** Several times a week **39%** Once a week **23%**
Once a month **16%** Never **6%** Did not answer **0%**

18. Please indicate how often you used the library.

- A. Daily B. Several times a week C. Once a week
D. Once a month E. Never

Response: Daily **1%** Several times a week **20%** Once a week **17%**
Once a month **21%** Never **40%** Did not answer **0%**

19. How many hours per month were you involved in community or public service activities?

- A. 0 B. 1-5 C. 6-10 D. 11-15 E. More than 15

Response: 0 **33%** 1-5 **50%** 6-10 **7%**
11-15 **4%** More than 15 **6%** Did not answer **0%**

Section II. Experience at SRSU Rio Grande College

My experience at SRSU Rio Grande College contributed to my personal growth in the following areas.

Disagree = 1 Agree = 5

20. Writing effectively	Average: 4.41
21. Speaking effectively	Average: 4.43
22. Understanding written information	Average: 4.57
23. Working cooperatively in a group	Average: 4.47
24. Organizing your time effectively	Average: 4.56
25. Recognizing your rights, responsibilities and privileges as a citizen	Average: 4.47
26. Planning and carrying out projects	Average: 4.51
27. Understanding and applying mathematics in your daily activities	Average: 4.09
28. Understanding different philosophies and cultures	Average: 4.56
29. Persisting at difficult tasks	Average: 4.54
30. Defining and solving problems	Average: 4.59
31. Recognizing assumptions and making logical inferences and reaching correct conclusions	Average: 4.37
32. Understanding and applying scientific principles and methods	Average: 4.36
33. Using computers effectively	Average: 4.49

Section III. Housekeeping

Maintenance and housekeeping operations at SRSU Rio Grande campuses were excellent.

34. Maintenance of classrooms	Average: 4.50
35. Maintenance of restrooms	Average: 4.57
36. Maintenance of grounds	Average: 4.62
37. Parking lots	Average: 4.60
38. Campus lighting	Average: 4.49

Section IV. Service Provided

Student programs and services provided at the SRSU Rio Grande campuses were excellent.

39. Academic advising by your major advisor	Average: 4.29
40. Personal Counseling	Average: 4.10
41. Job Placement Services	Average: 3.65
42. Student Entertainment and Activities	Average: 3.94
43. Career Information and Planning	Average: 4.03
44. Financial Assistance	Average: 4.38
45. New Student Orientation	Average: 3.81
46. Veteran's Assistance	Average: 3.64
47. Student Organizations	Average: 4.00
48. Bookstore	Average: 3.58
49. Instruction – classroom performance of faculty	Average: 4.40
50. Student Government Association	Average: 3.98
51. Student Publications (Rio Grande Times, Vanguard, Road Scholar)	Average: 4.09
52. Usefulness of the Student Handbook	Average: 4.30
53. Registration process	Average: 4.47
54. Admissions and Records Office	Average: 4.46
55. Cashier's Office	Average: 4.48
56. E-mail services/Internet access	Average: 4.56
57. Tutorial Study Assistance	Average: 4.11
58. Computer Center: Overall services	Average: 4.51
59. Computer Center: Hours of operation	Average: 4.54

Comments

it was great experience.

Sul Ross gave me the chance of becoming a professional w/ great quality of instruction here in my hometown w/out having to leave anywhere else.

I enjoyed assisting to this university.

Thank you Sul Ross!

Everyone has been very helpful with the whole process. I am very grateful for all the help & support. Thank you.

It would be awesome that the same professors that teach us, hood us.

I had a great experience & plan to come back.

Could have done this survey earlier.

More online courses & distance learning courses.

It was very enjoyable and I am glad that I could finish this degree with confidence and the professional tools needed.

Professors are readily available to assist you at all times. There is more one to one assistance available.

Keeps you close to home.

I had an excellent education experience @ Sul Ross RGC & will return to pursue higher degrees.

The temperature in the classrooms was very cold.

I never thought Sul Ross could be so helpful toward my education. I thought I had to end up moving from town in order to get high quality education. The Teachers & Stu. Services are wonderful!

I would highly recommend SRSU-RGC because all the professors work with you and are very helpful. They are all very understanding.

I was left without a house two years ago on April 24, 2007. This tornado occurred on a Tuesday and I had class the next day. I didn't stop attending to my classes. I was determined to complete my goal, today I am here and I can say that I made it. Though I couldn't have done so without my family. My college experience has definitely been the best in my life.

Need more professors, Psychology professors!

Great campus!