



SRSU Office of Educational & Cultural Resources
Spring 2021
Virtual Brown Bag Event

WHAT: Spring 2021 SRSU Instructional Services at SRSU Update

WHEN: Friday, Feb 5th, 2021 from Noon to 1 p.m.





Welcome & Opening

Dean April Aultman Becker
Educational & Cultural Resources



TSUS Shared Services Partnership

Sul Ross State University and Sam Houston State University

SHSU Online Team



- Dr. Ruth Chisum** - Executive Director for Online Operations
- ***Ray Scheel** - Assistant Director for Course Development
- ***Thomas Sosebee** - Assistant Director for Course Development
- Jacob Spradlin** - Associate Director for Instructional Technology Support Services
- Ricki Lee Hodges Neri** – TSUS Blackboard Administrator
- ***Daniel Walker** - Assistant Director, Online Support Services
- ***Jorge Luna** – Instructional Designer to Sul Ross State University

SRSU Blackboard Support Team



Tim Parsons & Estella Vega – SRSU Blackboard Admin & Support





SRSU OIT / TSUS-SRSU Blackboard
Spotlight Presentation:

Transitioning to MS Teams & Blackboard Collaborate Ultra

The Big Picture – Moving Away From Zoom

For questions on our move away from Zoom, please create an OIT LTAC ticket at: <https://techassist.sulross.edu>



SRSU OIT / TSUS-SRSU Blackboard
Spotlight Presentation:

Transitioning to MS Teams & Blackboard Collaborate Ultra

The Big Picture – Overview of MS Teams & Bb Collaborate

The Big Picture – Overview of MS Teams & Bb Collaborate

- Day-to-Day Internal Communication
- SRSU Departmental / Program / Office Meetings, etc.
- SRSU Committee / Organizational meetings
- Internal or Departmental Training
- Online Student Tutoring / Counseling
- SRSU Administrative / Business Uses



- Virtual Blackboard Class Meetings & Lectures
- Hybrid Course Lecture Component
- Covid / Quarantine Solutions for F2F



Integrated into SRSU Microsoft Office 365 Environment




Integrated into TSUS-SRSU Blackboard Environment



SRSU Microsoft Teams Spotlight
OIT Helpdesk Coordinator
Fred Rojas

**Making the Transition to Microsoft Teams
For Administrative / Internal Meeting Use**

The Big Picture – Overview of MS Teams

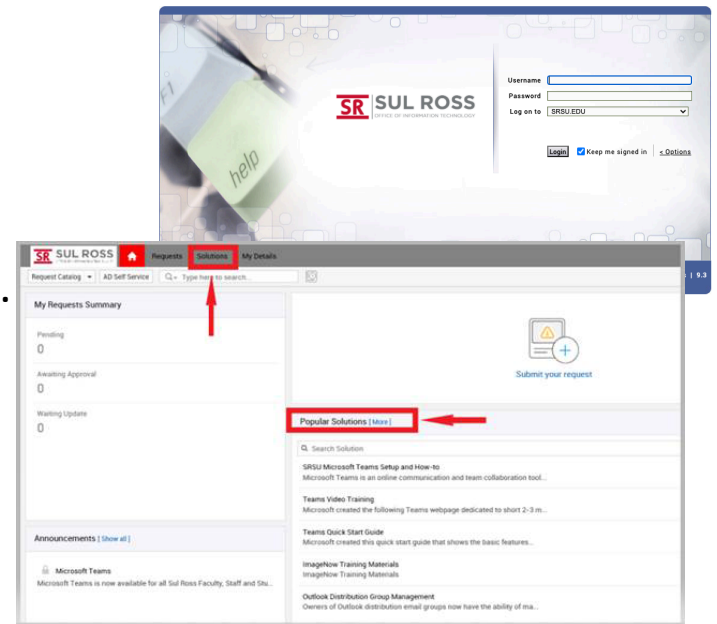


- Teams is Microsoft Office 365's Collaborative and web-conferencing tool.
- Teams is integrated into our SRSU Office 365 environment (Outlook, OneDrive, Sharepoint).
- Only active SRSU faculty, staff & students may access applications (such as Teams or OneDrive) in our SRSU Microsoft Office 365 environment.
- OIT has installed the MS Teams application on all SRSU desktop/laptop computers.
- MS Teams has a mobile app for smartphone or tablet.
- All tools in our SRSU Microsoft Office 365 environment (such as Teams) is **supported by SRSU OIT**.

Making the Transition to Microsoft Teams For Administrative / Internal Meeting Use

Where do I find MS Teams Training and Support information at SRSU, and how do I request help with utilizing MS Teams?

- There are several LTAC Solutions available for Teams. These are available at the [LTAC Managed Service](#) area - Login required.
- Contact LTAC at techassist@sulross.edu or at 432-837-8888 to schedule a virtual meeting to learn more about Teams.





SRSU OIT / TSUS-SRSU Blackboard
Spotlight Presentation:

Transitioning to MS Teams & Blackboard Collaborate Ultra

The Big Picture – Can I use MS Teams with Blackboard?



SRSU Blackboard Collaborate Ultra Spotlight
TSUS-SRSU Blackboard Support Team

**Making the Transition to Blackboard Collaborate
for Academic Use**

The Big Picture – Overview of Bb Collaborate Ultra

- Collaborate Ultra is Blackboard's web-conferencing tool
- All Collaborate participation happens within a browser
- Blackboard Collaborate has a mobile app
- Only active SRSU faculty & students may access our TSUS Blackboard environment (and Collaborate).
- SRSU Faculty & students using Blackboard Collaborate have **several levels of Blackboard support available to them including our 24/7 Online Support Desk.**



Making the Transition to Blackboard Collaborate

Top 5 Reasons to move from Zoom to Blackboard Collaborate for academic use:

1. EASE OF USE FOR BOTH FACULTY & STUDENTS
2. EASIER TO MANAGE FOR FACULTY
3. FUNCTIONALITY
4. SECURITY
5. SUPPORT FOR FACULTY & STUDENTS



Making the Transition to Blackboard Collaborate

REASON #1

Why Use Bb Collaborate for Academic Use?

- **EASE OF USE FOR BOTH FACULTY & STUDENTS**
 - Collaborate is integrated into all your Blackboard courses
 - Blackboard Course enrollment is synced with SRSU Banner
 - Automatic attendance function
 - Collaborate mobile app available



Making the Transition to Blackboard Collaborate

REASON #2

Why Use Bb Collaborate for Academic Use?

- **EASIER TO MANAGE FOR FACULTY**
 - Collaborate recordings are located within the course
 - Easily embedded into course materials or even your other Blackboard courses
 - Capable of recording lengthy class sessions. Generous allowance on retaining your recordings within Blackboard.



Making the Transition to Blackboard Collaborate

REASON #3

Why Use Bb Collaborate for Academic Use?

- **FUNCTIONALITY**
 - Allows instructor to easily display PPTs, documents, websites, or videos
 - Tools include virtual whiteboard, chat, polling, and breakout groups
 - Participants can be given Presenter or Moderator permissions
 - Blackboard Collaborate can be incorporated into our Alpine DE rooms



Making the Transition to Blackboard Collaborate

REASON #4

Why Use Bb Collaborate for Academic Use?

- **SECURITY**
 - Students CANNOT access a Blackboard course & Collaborate session within that course without logging in and authenticating w/their SRSU account
 - Instructors CAN generate a secure link to invite a guest to your session
 - Moderators can manually remove users from sessions



Making the Transition to Blackboard Collaborate

REASON #5

Why Use Bb Collaborate for Academic Use?

- **MOST IMPORTANT REASON – SUPPORT FOR FACULTY & STUDENTS**
 - Any SRSU student having trouble using Collaborate or any SRSU faculty requesting help setting up Collaborate and utilizing it in their course have multiple levels of access to our Online Support Desk available 24 hours a day and 7 days a week



Making the Transition to Blackboard Collaborate

Why Use Bb Collaborate for Academic Use?

Blackboard Collaborate Questions

I really need to see all my students on the screen at once (which I can do in Zoom). Am I able to do this using Bb Collaborate?

- On-screen users are currently limited to four profiles at one time in Collaborate... *but*...
- Blackboard has just announced an update to Collaborate later this spring which will allow 25 on-screen users at once.

Making the Transition to Blackboard Collaborate

Blackboard Collaborate for Academic Use

Where do I find Collaborate Training and Support information at SRSU?

- Our new "Teaching with Blackboard" Instructor Resource Site is where you can find support material and how-to videos on using Blackboard Collaborate as a moderator and as a participant
- Blackboard Collaborate webinar recordings available (and offered thru the SHSU Online Blended Teaching Webinar schedule).



Making the Transition to Blackboard Collaborate

Blackboard Collaborate for Academic Use

How do I request help with utilizing
Collaborate?

- Contact the 24/7 Blackboard Online Support Desk and request scheduled individual help with setting up and using Collaborate Ultra at:
email - blackboardsupport@sulross.edu
or call - 888.837.6055





DE Room Update

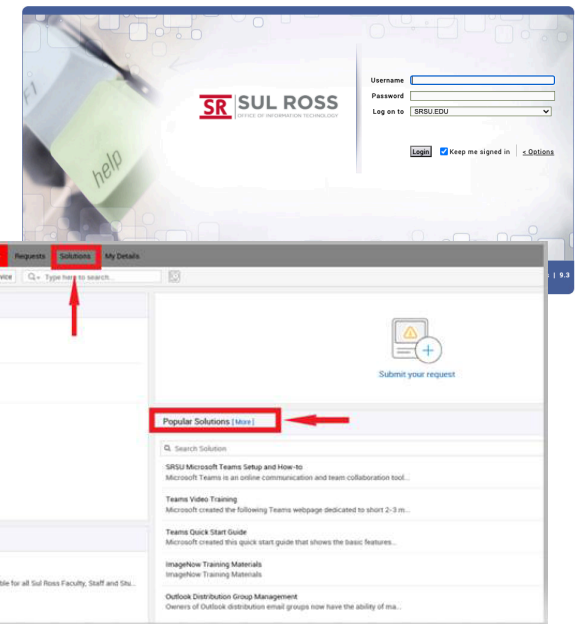
OIT Academic Technology & Teleconferencing Coordinator
Dominick Percoco

DE Room Update

Where do I find DE Room support material, and who do I contact for DE Room orientation/training?

-DE room support documentation can be found in the [LTAC Managed Service](#) area - Login required.

-To schedule DE room orientation or training, submit a HelpDesk request at <https://techassist.sulross.edu>





SRSU Lobo Den – Online Tutoring

Lobo Den – Tutoring Coordinator / Advisor
Mabel Garcia



SRSU Library Resources Update

System and Discovery Services Librarian
Mike Fernandez



**SRSU Office of Educational & Cultural Resources
Spring 2021
Virtual Brown Bag Event**

THANK YOU!



SPEAKING OF QUESTIONS?

Q&A time