



Sul Ross State University

A Member of the Texas State University System
ALPINE, TEXAS 79832

Department of Education
Box C-115

Phone (432) 837-8170
Fax (432) 837-8390

Five Year TExES Pass Rates and Annual Performance Reports

The Texas Education Agency (TEA) requires all Educator Preparation Programs (EPP) in the State of Texas to post a performance report going back five years. This performance report meets those requirements: it contains pass rates on TEA TExES Certification Exams and also student counts of (a) those who have applied to the EPP, (b) accepted to the EPP, (c) retained students – those who are in progress, and (d) those who have completed a certification program.

Sul Ross State University has several certification programs that lead to a bachelor's degree and a teacher certification ranging from elementary level (example: EC-6 Core Subjects), through middle level (example: 4-8 Social Studies), through secondary level (example: 7-12 History), as well as teacher certifications that are all level (example: EC-12 Physical Education). Sul Ross State University also offers four graduate level certifications: Educational Diagnostician, Principal, School Counselor, and Superintendent. Some of these programs are "certification only," others have a Master of Education (M.Ed.) degree associated.

The Sul Ross State University campuses include the main campus in Alpine, Texas, and three other campuses collectively called Sul Ross State University – International (formerly "Rio Grande College") in Del Rio, Eagle Pass, and Uvalde, Texas. Until 2022, the SRSU – International campuses reported data separately from the main campus.

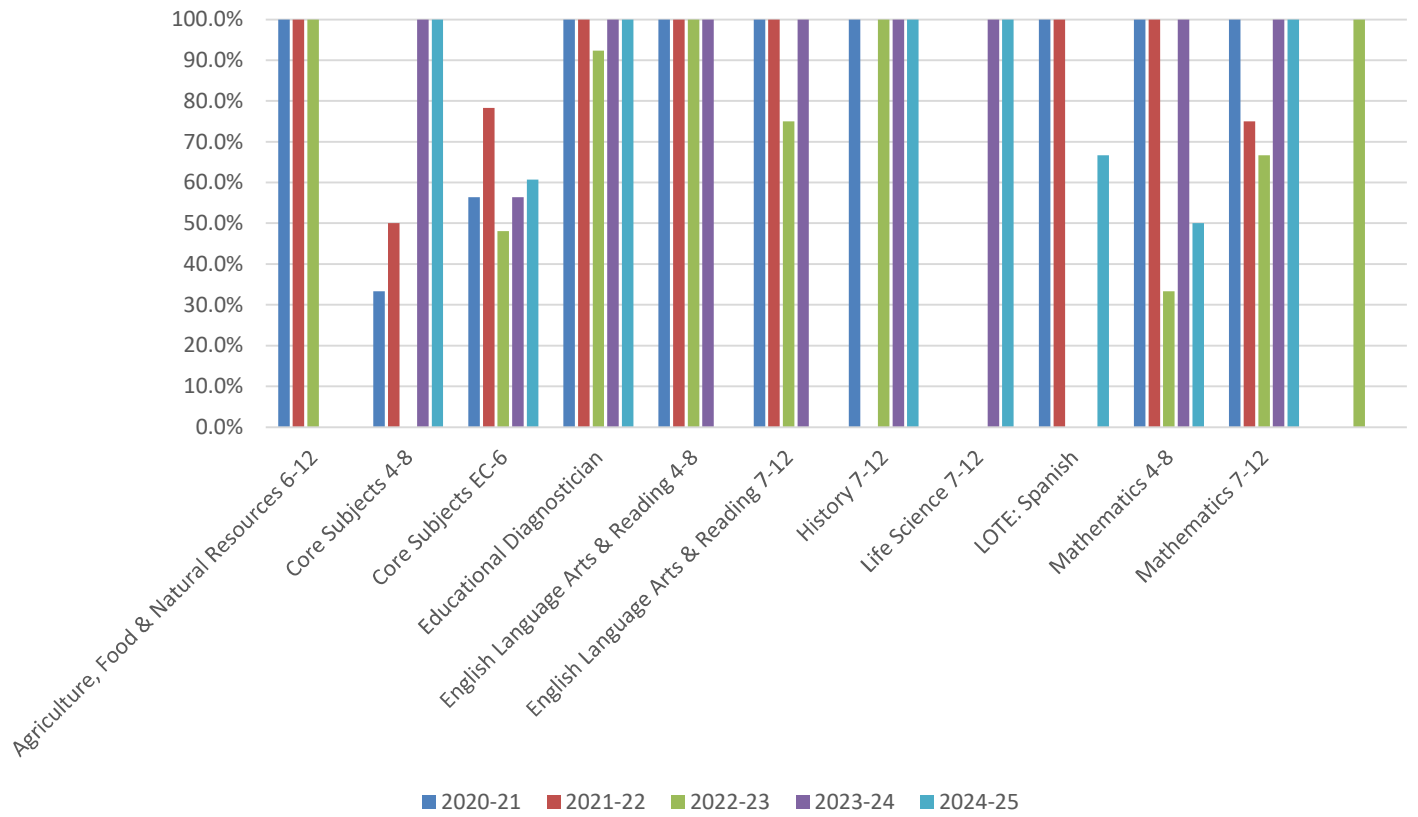
In an effort to simplify the data on this document, the raw data (pass rates and student counts) have been combined into one set of data that describes all Sul Ross State University EPP students.

Part 1: TExES Pass Rates.

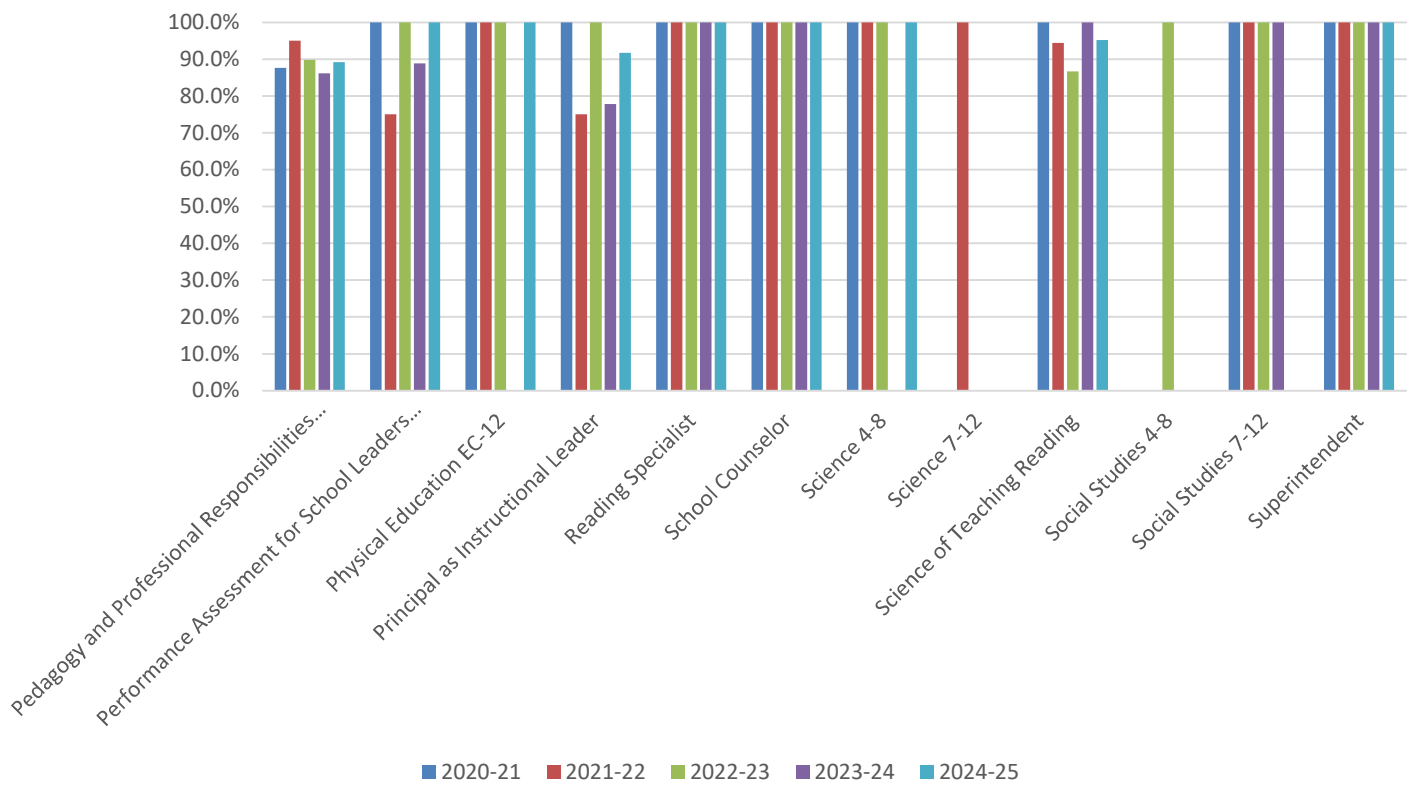
TEA allows any TExES test to be taken by a candidate up to five times; this is rarely necessary for candidates. However, TEA defines an official pass rates based on success or failure on the first two attempts on a TExES exam (or in the case of a Core Subjects exam, any portion). That is, a candidate passing on either their first attempt or second attempt will count as a pass for that candidate. Candidates who do not pass on the first or second attempt, regardless of passing attempts on the third, fourth, or fifth tries will count as a "fail" on the EPP's official pass rate reporting.

The following two charts describe the TEA Official Pass Rates from Academic Year 2020-21 through Academic Year 2024-25. Some exams are not taken in some Academic Years, so no data are shown. As an example, the Agriculture, Food and Natural Resources TExES exam has pass rates for 2021-22, and 2022-23, but not for 2019-20, 2023-24, nor 2024-25.

Sul Ross State University Pass Rates by Exam and Year - Part 1



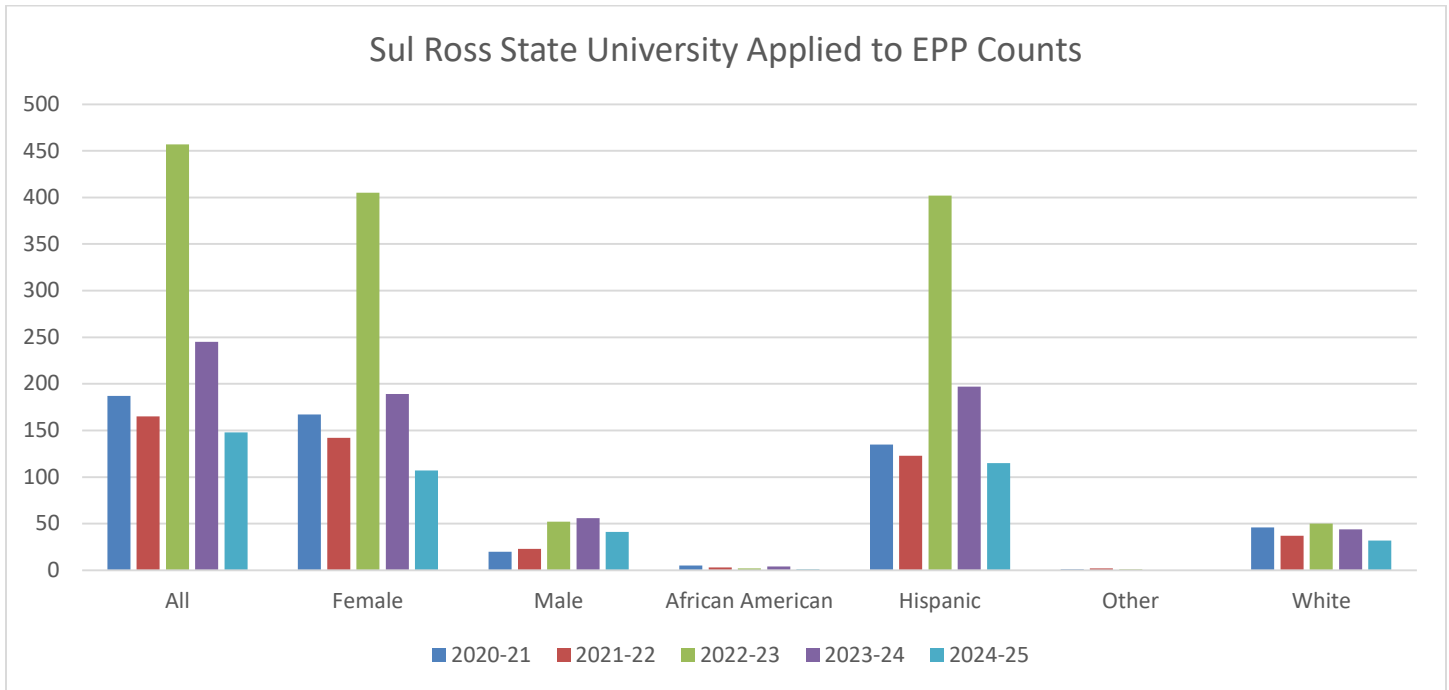
Sul Ross State University Pass Rates by Exam and Year - Part 2



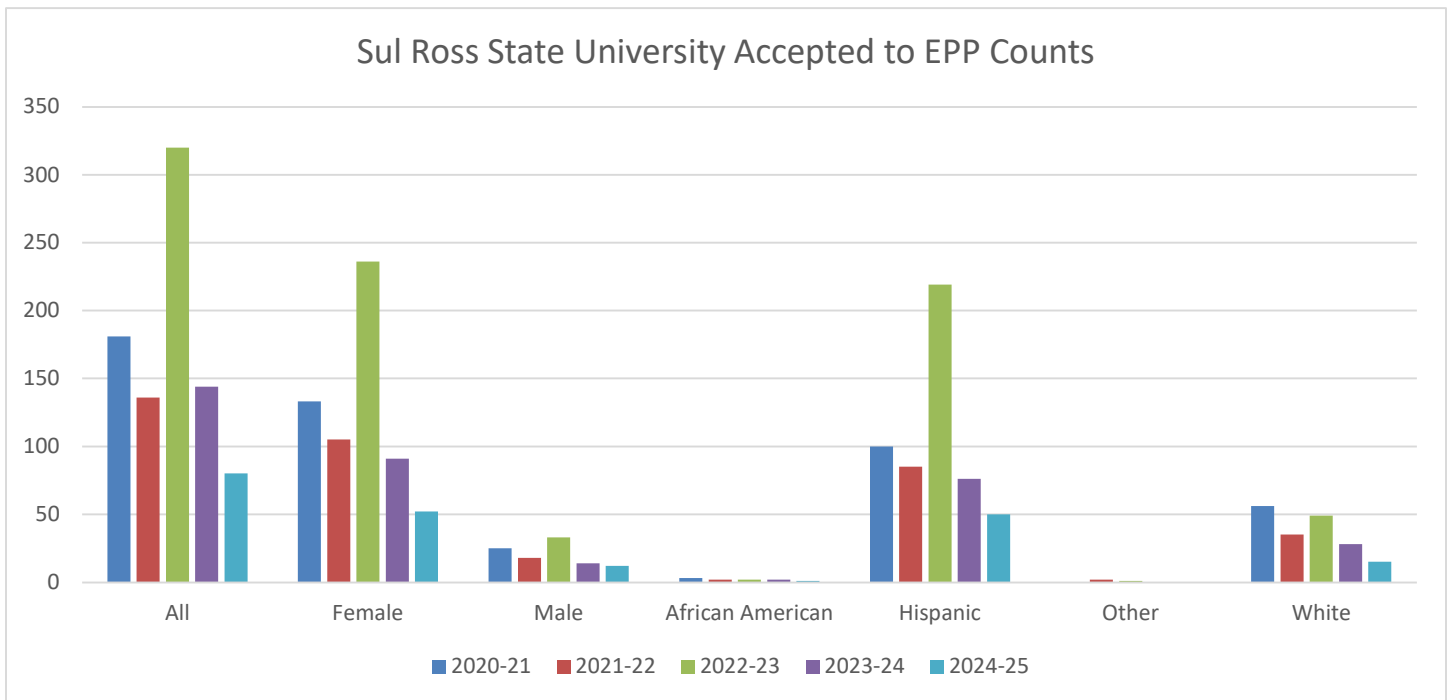
Part 2: TEA Annual Performance Reporting Data.

TEA also requires EPPs to submit the demographics of students who have applied to the EPP. TEA combines this with their internal records of accepted students – now candidates, who was there but had not completed during the Academic Year (“retained”), and those who were there, but completed during the Academic Year. The demographics TEA uses is gender and race/ethnicity – a singular field. If a candidate self-identifies as more than one race/ethnicity, or as something other than African American, Hispanic, or White, then that student is counted in the Other category.

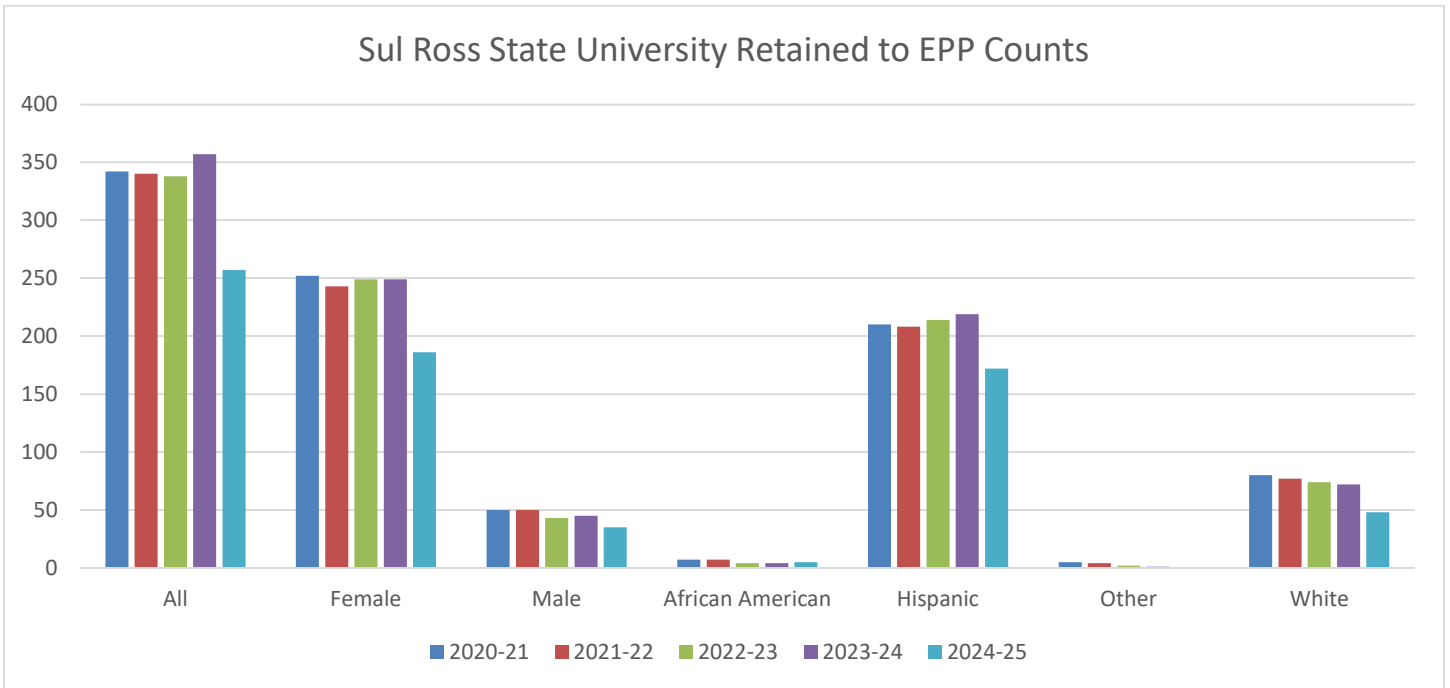
A. Applied to the Sul Ross State University EPP, AY 2020-21 through 2024-25



B. Accepted by the Sul Ross State University EPP, AY 2020-21 through 2024-25



C. Retained by the Sul Ross State University EPP, AY 2020-21 through 2024-25



D. Completed by Sul Ross State University EPP, AY 2020-21 through 2024-25

